



LANDBANK

www.landbank.com

LANDBANK BLUE CHIP EQUITY FUND

(Previously the UCPB Philippine Index Equity Fund)

KEY INFORMATION AND INVESTMENT DISCLOSURE STATEMENT

As of 31 March 2024

FUND FACTS

Classification	: Equity Fund	Net Asset Value per Unit	: 1.000887
Launch Date	: 30 September 2015	Total Fund NAV	: PhP 36,707,984.56
Minimum Investment	: PhP 1,000.00	Dealing Day	: Up to 12:00pm of any banking day
Additional Investment	: PhP 1,000.00	Redemption Settlement	: T + 3
Minimum Holding Period	: 30 Calendar Days	Early Redemption Charge	: 25% on the net earnings of the redeemed principal amount. At no instance shall the penalty be less than P500.00

FEES*

Trust Fees : 0.188128%	Custodianship Fees : n/a	External Auditor Fees : n/a	Other fees : 0.042619%
LANDBANK	Standard Chartered		PCD charges & Bank Charges

*As a percentage of average daily NAV for the quarter valued at PhP 36,788,450.65

INVESTMENT OBJECTIVE AND STRATEGY

The LANDBANK Blue Chip Equity Fund seeks to provide long-term capital growth by investing in the blue-chip equities on the Philippine Stock Exchange (PSE).

CLIENT SUITABILITY

A *client profiling process* shall be performed prior to participating in the Fund to guide prospective investors if the Fund is suited to his/her investment objectives and risk tolerance. Clients are advised to read the Declaration of Trust/Plan Rules of the Fund, which may be obtained from the Trustee, before deciding to invest.

The LANDBANK Blue Chip Equity Fund is suitable only for investors who:

- Have an Aggressive risk profile
- are willing to dedicate a small portion of their portfolio, preferably excess funds, for a medium to long term perspective with a high level of return and corresponding risk on an equity portfolio; and
- understands the significance of fluctuating unit prices and that any income/loss arising from market volatilities and price fluctuations is for client's account.
- Have an investment horizon of 5 to 7 years.

KEY RISKS AND RISK MANAGEMENT

You should not invest in this Fund if you do not understand or are not comfortable with the accompanying risks.

Credit Risk/Default Risk. The risk of losses due to a borrower's failure to pay principal and/or interest in a timely manner on instruments such as bonds, loans, or other forms of security which the borrower issued.

Reinvestment Risk. The risk associated with the possibility of having lower returns or earnings when maturing funds or the interest earnings of funds are reinvested.

Interest Rate Risk. This is the possibility for an investor to experience losses due to changes in interest rates.

Market/Price Risk. This is the possibility for an investor to experience losses due to changes in market prices of securities.

Liquidity Risk. This is the possibility for an investor to experience losses due to the inability to sell or convert assets into cash immediately or in instances where conversion to cash is possible but at a loss.

Inflation Risk. The risk that the value of an investment is lower than the rate by which the prices of goods and services go up.

- The Fund implements a risk management policy that applies the principles of Value-at-Risk (VaR) and Modified Duration. VaR is defined as a statistical estimate of the amount of loss that an "open" risk position is unlikely to exceed during a given time period with a given level of confidence. Modified Duration is a means to measure the change in the value of a security in response to a change in interest rates. The formula is used to determine the effect that a 1% change in interest rates will have on the price of the bond.
- The Fund's investment outlets have been subject to proper screening and evaluation in accordance with LANDBANK –TBG's accreditation process and minimum regulatory requirements.

REDEMPTION CONDITIONS

Surrender of the Confirmation of Participation or submission of a Letter of Instruction and such other reasonable requirements which the TRUSTEE may require; subject to penalty if redeemed before the minimum holding period.

For Partial Redemption, remaining balance should not be less than minimum investment.

DISCLOSURES

- **THE UIT FUND IS NOT A DEPOSIT AND IS NOT INSURED BY THE PHILIPPINE DEPOSIT INSURANCE CORPORATION (PDIC)**
- **RETURNS CANNOT BE GUARANTEED AND HISTORICAL NAVPU IS FOR ILLUSTRATION OF NAVPU MOVEMENT/FLUCTUATIONS ONLY**
- **WHEN REDEEMING, THE PROCEEDS MAY BE WORTH LESS THAN THE ORIGINAL INVESTMENT AND ANY LOSSES WILL BE SOLELY FOR THE ACCOUNT OF THE CLIENT**
- **THE TRUSTEE IS NOT LIABLE FOR ANY LOSS UNLESS UPON WILLFUL DEFAULT, BAD FAITH OR GROSS NEGLIGENCE**
- **INVESTORS MUST READ THE COMPLETE DETAILS OF THE FUND IN THE PLAN RULES, MAKE HIS/HER OWN RISK ASSESSMENT, AND WHEN NECESSARY, HE/SHE MUST SEEK INDEPENDENT/PROFESSIONAL OPINION, BEFORE MAKING AN INVESTMENT.**

For more information, you can contact us:

LANDBANK TRUST BANKING GROUP

Tel. Nos. 8405-7351; 8405-7119; 8405-7100; 8405-7761

Email: LBP_TRUST@mail.landbank.com

LANDBANK BLUE CHIP EQUITY FUND

KEY INFORMATION AND INVESTMENT DISCLOSURE STATEMENT

Fund Performance and Statistics as of 31 March 2024

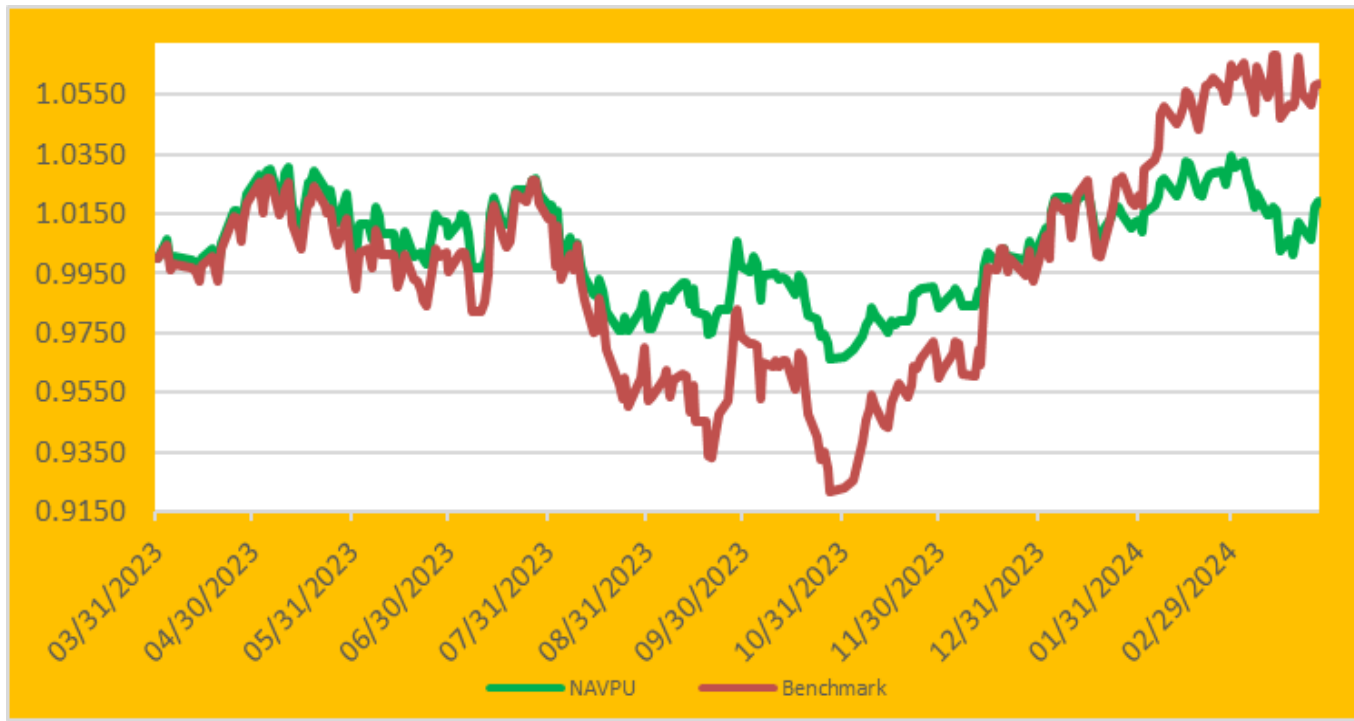
Purely for reference purposes and is not a guarantee of future results

BLUE CHIP EQUITY FUND

Previously the UCPB Philippine Index Equity Fund

NAVPU GRAPH

ONE YEAR FUND PERFORMANCE

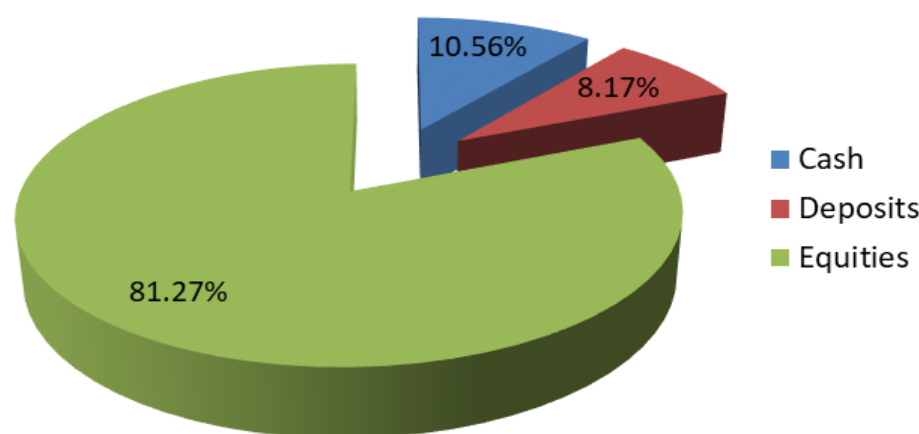


CUMULATIVE PERFORMANCE(%)¹

Period	1 Mo	3 Mos	6 Mos	1Yr	3Yrs
Blue Chip Equity Fund	-1.50%	1.91%	2.17%	1.89%	5.29%
Benchmark ²	-0.56%	6.68%	8.76%	5.90%	6.77%

¹Past performance is not indicative of future performance
²Weighted Average Percentage change in the following:
a. Philippine Stock Exchange Index (PSEI) (Gross of Tax) - 95% and
b. 1-month BVAL prices (Gross of Tax) - 5%

PORTFOLIO COMPOSITION



RELATED PARTY TRANSACTIONS

The Fund has deposits with LANDBANK amounting to 3,877,140.63 which is within the limit approved by the Board of Directors. Likewise, all related parties transactions are conducted on an arm's length basis.

FUND MANAGER'S REPORT

The first quarter of 2024 turned out to be a welcome bull run which we have accurately called late last year. Philippine stocks have languished in bear territory for so long already that a bounce-back was called for, given the very cheap market valuations. Be that as it may, caution cannot be over-emphasized. There are too many uncertainties lurking in the geo-political sphere as well as in monetary policy and inflation. Things can go awry in a blink of an eye. It would thus pay to be vigilant and nimble. It would be advisable to sell on major Fibonacci projection points. Taking a look at the bigger picture, the Philippines is projected to register that fastest GDP growth in SEA this year. Hence, the medium- to long-term outlook is for the bullish streak to continue, with a year-end target of 7,300-7,600.

VIEW STRATEGY

There are quite a number of listed companies that have not registered good earnings numbers and whose forward prospects are dismal. Hence, we have to be selective in our positioning. Sell counters that have reached RSI levels of 70 and above. Wait for deep healthy pull-backs and re-position accordingly.

Contact Details

For more information, visit, call or email

LANDBANK TRUST BANKING GROUP

31/F LANDBANK Plaza

1598 M.H. Del Pilar St. Malate, Manila 1004

Tel. Nos. 8405-7351; 8405-7119; 8405-7100; 8405-7761

Email : LBP_Trust@mail.landbank.com

Visit our website:

<https://www.landbank.com/unit-investment-trust-fund>

NAVPU (Year-On-Year)

Highest	1.016116
Lowest	0.949109

STATISTICS

Weighted Ave Tenor	0.01
Monthly Volatility	2.10%
Sharpe Ratio	-0.10
Information Ratio	-0.23

¹Only for the fixed-income investments portion of the portfolio.

²Volatility measures the fluctuations in the yield. A higher value means more dispersion from the Fund's average yield. (Not enough data. Fund launch date 01 August 2016)

³Sharpe Ratio evaluates the return-to-risk efficiency of the portfolio. The higher the value, the higher the reward per unit of risk. (Not enough data. Fund launch date 01 August 2016)

⁴Information Ratio measures reward-to-risk efficiency of the portfolio relative to the benchmark. The higher the number, the higher the reward per unit of risk. (Not enough data. Fund launch date 01 August 2016)

MAJOR ASSET HOLDINGS

Issue	% of Port
Deposit	10.56%
MER	7.23%
SMPH	6.19%
AEV	5.59%
Deposit	5.45%
Total	35.01%



UNIT INVESTMENT TRUST FUND

ABOUT THE LANDBANK BLUE CHIP EQUITY FUND'S BENCHMARK

Weighted Average Percentage change in the following:

- Philippine Stock Exchange Index (PSEI) - 95%
- 1-month BVAL prices - 5%

Description of the Benchmarks

The Philippine Stock Exchange Index (PSEI) is composed of the 30 blue chip listed firms that are most representative of the cross-section of the Philippine economy. These issues should meet the minimum standards as prescribed by Exchange, such as but not limited to, the value of the company, free float level of listed shares, and liquidity in terms of daily trading or value turnover.

The 1-month BVAL rate is the front-end of the Philippine yield curve which reflects the current yield for 30-day fixed-income security.

Key Characteristics

The Philippine Stock Exchange Composite Index (PSEi), is a fixed basket of thirty (30) common stocks of listed companies, carefully selected to represent the general movement of the stock market. In other words, it is the benchmark measuring the performance of the Philippine stock market.

The selection of these companies is based on a specific set of criteria. Under the revised policy on index management, companies should meet three (3) criteria to qualify under the PSEi:

1. The company's free float level must be at least 20%.
2. The company must rank among the top 25% in terms of median daily value in nine out of the twelve-month period in review.
3. Ranking of Top 30 qualified companies based on full market capitalization.

The 1-month BVAL rate reflects the current yield on the 30-day fixed income security.

Relation to the fund's objectives/investment strategies

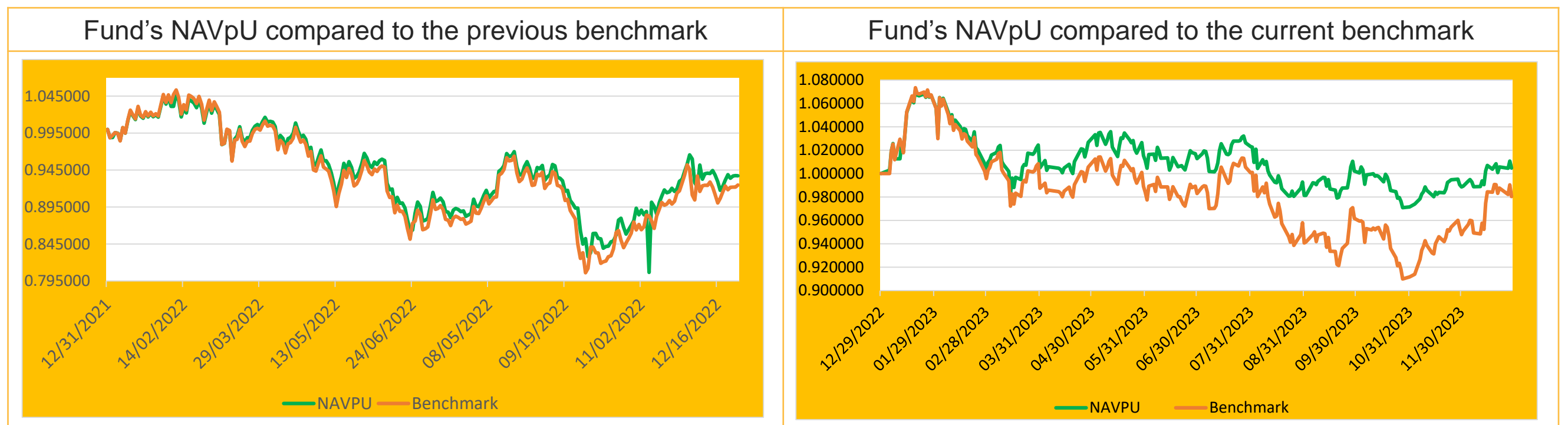
The fund is designed for sophisticated investors with high-risk appetite. Invested almost entirely in shares listed in the Philippine Stock Exchange. However, to manage liquidity risk, the fund is mandated to lodge 5% of net assets in 30-day placements. As such, the weighted average of PSEi (95%) and the 1-month BVAL (5%) is the most appropriate benchmark for the fund's performance.

Change in the Benchmark

The amendment to the Fund's benchmark was approved by the LANDBANK Board of Directors on 21 November 2022 through on No. 22-851.

From	To
Philippine Stock Exchange Index (PSEi)	<u>Weighted Average Percentage change in the following:</u> a. Closing Philippine Stock Exchange Index (PSEi) - 95% b. 1-month BVAL prices - 5%

One Year Fund Performance Comparison



UNIT INVESTMENT TRUST FUND

ABOUT THE LANDBANK BLUE CHIP EQUITY FUND'S BENCHMARK

Reason for the Change of the Fund's Benchmark

The amendment to use a blended benchmark for LANDBANK's Blue Chip Equity Fund (addition of the 1-month BVAL) is part of the Trust Banking Group's regular product review and improvement. The blended benchmark considers the liquidity portion of the funds and makes the fund's return more comparable to the return of its benchmarks.

Additionally, as required by the BSP, the Declaration of Trust/Plan rules of each fund will now include detailed information about its benchmark. This information comprises of a description of the benchmark, its key characteristics, its relevance to the fund's objectives and investment strategies, and references/sources of information.

By amending and using a blended benchmark for LANDBANK Blue Chip Equity Fund, clients will have a more realistic comparison of yield/return, as the benchmarks will now factor in the liquidity portion of the fund.

For more information on the Fund's benchmark, contact your designated Trust Account Officer at (02) 8405-7351.